

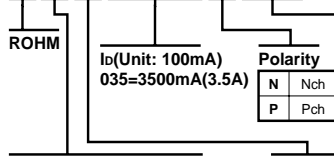
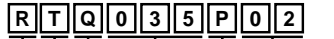
Transistor

Part No. Explanation

• MOSFET Part No. Explanation

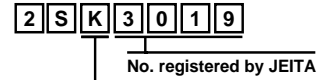
<Single-Chip Type>

Example :



<JEITA-Registered Type>

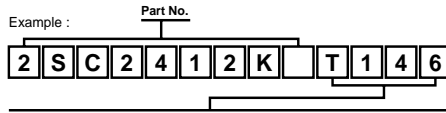
Example :



Type of MOSFET	Drive voltage				Symbol	Package	V _{oss}	
	1.8	2.5	4	10			Symbol	V _{oss} (V)
Low loss type	-	-	C	-	M	VMT3	02	20
General use type	U	F	T	D	E	EMT3	03	30
Low capacitance type	-	-	E	Q	U	UMT3	05	45
High ESD resistance type	-	-	J	H	F	TUMT3	06	60
					L	TUMT6	15	150
					K	SMT3	20	200
					R	TSMT3	25	250
					Q	TSMT6	50	500
					P	MPT3	60	600
					S	SOP8		
					D	CPT3		
					N	TO-220FN		
					X	TO-220FM		
					A	PSOP8S		

• Bipolar Transistor Part No. Explanation

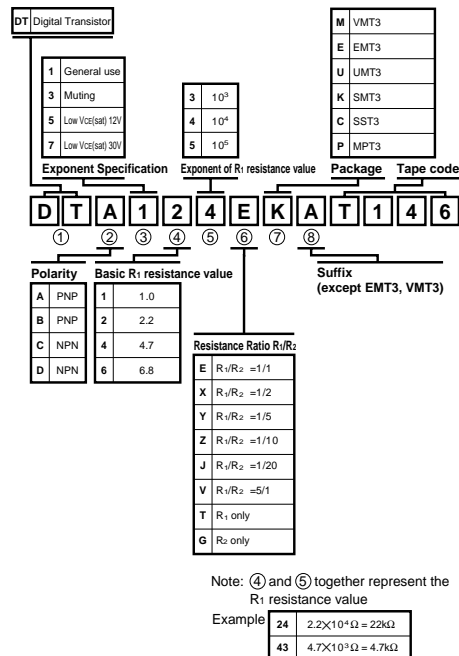
Example :



Package	Code	Packaging style	Direction	Basic ordering unit (pcs)
VMT3	T2L	Embossed tape	One terminal on sprocket hole side	8000
EMT3	TL	Embossed tape	One terminal on sprocket hole side	3000
EMT5	T2R	Embossed tape	Three terminals on sprocket hole side	8000
EMT6	T2R	Embossed tape	Terminal No.1 on sprocket hole side	8000
UMT3	T106	Embossed tape	One terminal on sprocket hole side	3000
UMT5	TR	Embossed tape	Three terminals on sprocket hole side	3000
UMT6	TR	Embossed tape	Terminal No.1 on sprocket hole side	3000
	TN	Embossed tape	Non-direction	3000
TUMT3	TL	Embossed tape	One terminal on sprocket hole side	3000
TUMT5	TR	Embossed tape	Terminal No.1 on sprocket hole side	3000
TUMT6	TR	Embossed tape	Terminal No.1 on sprocket hole side	3000
SMT3	T146	Embossed tape	One terminal on sprocket hole side	3000
SMT5	T148	Embossed tape	Three terminals on sprocket hole side	3000
	T108	Embossed tape	Terminal No.1 on opposite side from sprocket hole side	3000
SMT6	T110	Embossed tape	Non-direction	3000
TSMT3	TL	Embossed tape	One terminal on sprocket hole side	3000
TSMT5	TR	Embossed tape	Terminal No.1 on sprocket hole side	3000
TSMT6	TR	Embossed tape	Terminal No.1 on sprocket hole side	3000
SOP8	TB	Embossed tape	Terminal No.1 on sprocket hole side	2500
PSOP8	TB	Embossed tape	Terminal No.1 on sprocket hole side	2500
PSOP8S	TB	Embossed tape	Terminal No.1 on sprocket hole side	2500
SST3	T116	Embossed tape	One terminal on sprocket hole side	3000
MPT3	T100	Embossed tape	Three terminals on sprocket hole side	1000
CPT3	TL	Embossed tape	Fin on sprocket hole side	2500
LPTS	TL	Embossed tape	Fin on sprocket hole side	1000
SPT	TP	Radial tape	Ammo Box	5000
TO-92	T93	Radial tape	Ammo Box	3000
ATV	TV2	Radial tape	Ammo Box	2500
TO-220FN	-	bulk	Box	500
TO-220FM	-	bulk	Box	500

• Digital Transistor Part No. Explanation

Example :



Notes

- No technical content pages of this document may be reproduced in any form or transmitted by any means without prior permission of ROHM CO.,LTD.
- The contents described herein are subject to change without notice. The specifications for the product described in this document are for reference only. Upon actual use, therefore, please request that specifications to be separately delivered.
- Application circuit diagrams and circuit constants contained herein are shown as examples of standard use and operation. Please pay careful attention to the peripheral conditions when designing circuits and deciding upon circuit constants in the set.
- Any data, including, but not limited to application circuit diagrams information, described herein are intended only as illustrations of such devices and not as the specifications for such devices. ROHM CO.,LTD. disclaims any warranty that any use of such devices shall be free from infringement of any third party's intellectual property rights or other proprietary rights, and further, assumes no liability of whatsoever nature in the event of any such infringement, or arising from or connected with or related to the use of such devices.
- Upon the sale of any such devices, other than for buyer's right to use such devices itself, resell or otherwise dispose of the same, no express or implied right or license to practice or commercially exploit any intellectual property rights or other proprietary rights owned or controlled by
- ROHM CO., LTD. is granted to any such buyer.
- Products listed in this document are no antiradiation design.

The products listed in this document are designed to be used with ordinary electronic equipment or devices (such as audio visual equipment, office-automation equipment, communications devices, electrical appliances and electronic toys).

Should you intend to use these products with equipment or devices which require an extremely high level of reliability and the malfunction of which would directly endanger human life (such as medical instruments, transportation equipment, aerospace machinery, nuclear-reactor controllers, fuel controllers and other safety devices), please be sure to consult with our sales representative in advance.

About Export Control Order in Japan

Products described herein are the objects of controlled goods in Annex 1 (Item 16) of Export Trade Control Order in Japan.

In case of export from Japan, please confirm if it applies to "objective" criteria or an "informed" (by MITI clause) on the basis of "catch all controls for Non-Proliferation of Weapons of Mass Destruction.