


High Quality
High Performance
High Frequency Relays



Omron's High Frequency Relays help give your products the needed edge to win new business in today's demanding marketplace



Our innovations bring you high performance and design flexibility

Product Breadth - Omron delivers the industry's widest range of design options in high frequency relays bar none.

High Performance - Our patented microstrip line construction within the relay eliminates cross-talk and improves isolation when compared to other types of HF switching devices.

Quality Assurance - Each relay is tested repeatedly through our manufacturing process. **100%** of each lot is then functionally tested to its maximum specifications before leaving the factory.

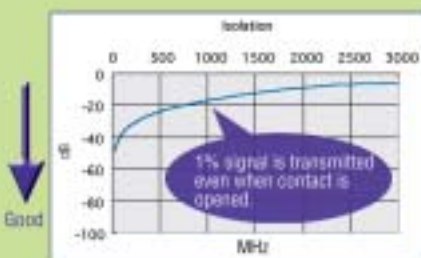
Compare the Technological Advantages of Omron's HF Relays

Technology	Advantages	Omron Advantages	Omron HF Relay
Metal can coaxial RF relays	Small size, 2-Form-C contacts	SMT, reverse contact and Y terminal versions; better performance at 4 GHz	G6Z
GaAs FETs	Solid state: greater number of operations; faster operating speed; smaller	10 W power switching, better insertion and return loss, less distortion at higher frequencies; more cost-effective technology	G6Z, G6W
GaAs MMIC switches	Solid state: greater number of operations; faster operating speed; smaller	10 W power switching, better insertion and return loss, less distortion at higher frequencies; more cost-effective technology	G6W
PIN diode arrays	Solid state: greater number of operations; faster operating speed	Superior HF characteristics, much broader bandwidth	G6Z, G6W
Other electromechanical RF relays	—	Superior HF characteristics, much broader bandwidth	G6K-RF, G6Z, G6W


Advantages of Microstrip Line Construction

- Maintains signal integrity from PCB strip line to the relay compared to coaxial types
- Reduces transmission loss
- Provides superior impedance matching
- Assures high isolation to eliminate cross-talk
- Reduced attenuation
- Lower insertion loss

Conventional EM Relay



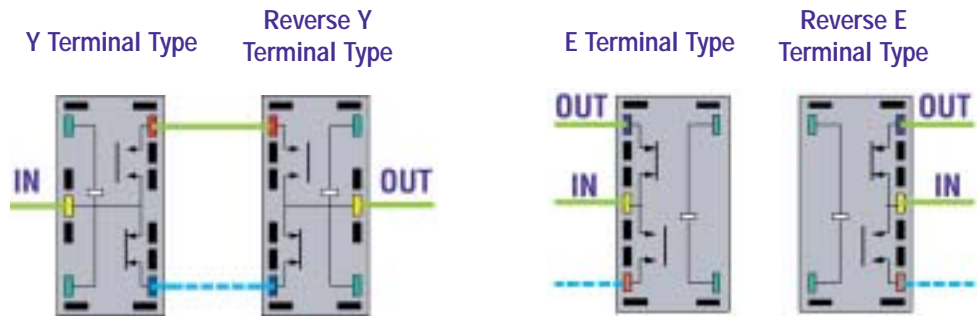
HF Relay



Maximum Design Flexibility

Terminal arrangement options:

- Y terminal types
- E terminal types
- Reverse terminal types for both Y and E versions



G6Z - 1 Form C Relays



Key Features/ Specifications	<ul style="list-style-type: none"> • Widest variety of configurations • Narrow housing – 20 x 8.6 x 8.9 mm – saves on PCB mounting area • Up to 2.6 GHz • Isolation: 60 dB • Insertion loss: 0.2 dB • VSWR: 1.5 max. to 1.2 max.
Options	<ul style="list-style-type: none"> • PCB or SMT Gullwing • E- and Y- terminal arrangements • Reverse terminal types also available • Latching and non-latching versions • 50- and 75-ohm impedance models
Applications	<ul style="list-style-type: none"> • CATV equipment (75 ohm) • BS/CS broadcasting equipment • Satellite radio • Base station receiver • Test and measurement equipment • Wireless LAN
Cross Reference	<ul style="list-style-type: none"> • Aromat (NAIS) RE and RK series • Fujitsu/Takamisawa (FTA) UM1

G6W - 1 Form C Relays



Key Features/ Specifications	<ul style="list-style-type: none"> • High-performance design; Up to 8 GHz • Isolation: 60 dB • Insertion loss: 0.2 dB to 0.5 dB • VSWR: 1.2 max. @ 2.5 GHz • Impedance: 50 ohms • Compact size: 20 x 9.4 x 8.9 mm
Options	<ul style="list-style-type: none"> • PCB or SMT Gullwing • E- and Y- terminal arrangements • Reverse terminal types also available • Latching and non-latching models
Applications	<ul style="list-style-type: none"> • Tower-top amplifier • Base station receiver • Test and measurement equipment • Wireless LAN
Cross Reference	<ul style="list-style-type: none"> • Aromat (NAIS) RX series

G6K-RF - 2 Form C Relays



actual size



Key Features/ Specifications	<ul style="list-style-type: none"> • Small size • 2 pole switching • Only 100 mW • Coaxial construction • Surface mount • Up to 1 GHz • Isolation: 30 dB min. • Insertion loss: 0.2 dB max. • VSWR: 1.2 max. @ 1 GHz • Impedance: 50 ohms
Options	<ul style="list-style-type: none"> • Latching and non-latching models
Applications	<ul style="list-style-type: none"> • Test and measurement equipment • Instrumentation • Use for 2-signal switching
Cross Reference	<ul style="list-style-type: none"> • Aromat (NAIS) AR series

Get More Information

Visit Omron's website

www.omron.com/oei

and type the relay family you're interested in into the Site Search box. You will be directed to a PDF of the latest data sheet. Each data sheet contains complete specifications to help you choose just the right relay for your application. To order samples, select Omron's e-commerce site.



OMRON®

OMRON ELECTRONICS LLC
Schaumburg, IL
www.omron.com/oei

OMRON CANADA, INC.
Toronto, Ontario
www.omron.ca

KO11-E-01 09/03/5M
© 2003 OMRON ELECTRONICS LLC
Printed in the U.S.A.

UNITED STATES, MEXICO,
and SOUTH AMERICA (excluding Brazil)

847.882.2288

CANADA SALES OFFICE

416.286.6465

BRAZIL SALES OFFICE

55.11.5564.6488

AUTHORIZED
DISTRIBUTOR: